

Scaled data based on original data using
LM-79-08 Approved Method: Electrical and Photometric Measurements of Solid-
State Lighting Products

Test Report Prepared for
Cooper Lighting Solutions
(formerly Eaton)

Brand: INVUE

Report Number: P173487

Luminaire Tested: **ENT-EXX-LED-E1-BL3-8030-CWB**

Issue Date: 03/03/2020

Test Information

Test Method: LM-79-08
Report Number: P173487
REPORT IS SCALED FROM IESNA LM-79-08 TEST DATA (P33645)
Test Lab: INNOVATION CENTER-P3
Issue Date: 03/03/2020
Manufacturer: COOPER LIGHTING SOLUTIONS (FORMERLY EATON)
Product Line: INVUE
Catalog Number: ENT-EXX-LED-E1-BL3-8030-CWB
Description: ENTRI LED LUMINAIRE, EMERGENCY MODE
LIGHTBARS WITH AccuLED OPTICS - TYPE 3 W/ SPILL LIGHT CONTROL
Light Source: (42) 3000K CCT, 80 CRI LEDs
Ballast/Driver: -

Summary

Lumens per Lamp: N/A
Luminaire Lumens: 1476.9 lumens
Efficiency: N/A
Efficacy: 268.5 lumens/watt
Luminous Opening: Rectangular (W 1' x L: 0.33' x H: 0')
IES Classification: Type III - Short - Semi-Cutoff
BUG Rating: B0 - U0 - G1

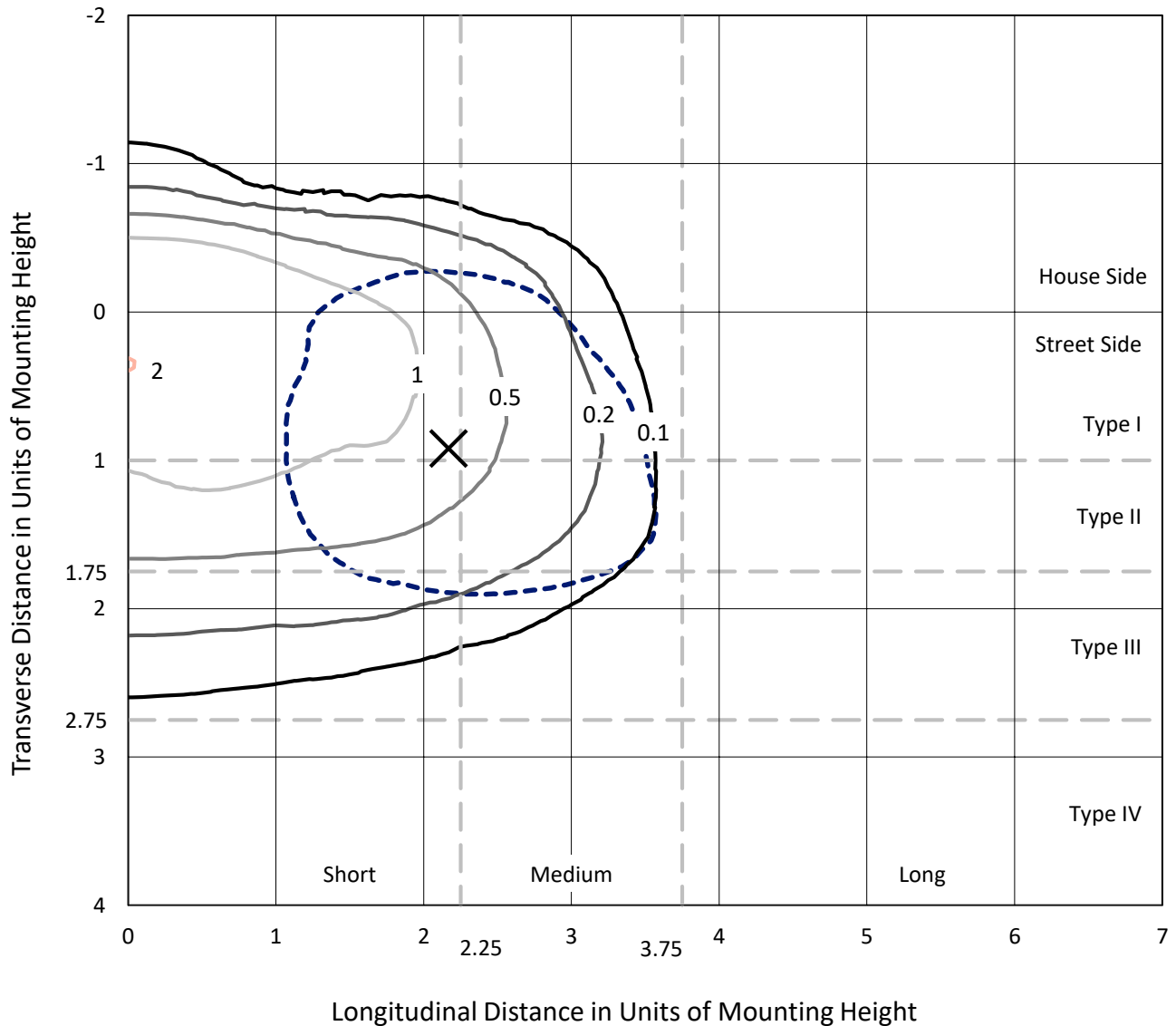
Input Watts (W): 5.5
Input Voltage (V): NR
Input Current (Ain): NR
Voltage Rise (V): NR
Power Factor: NR
Total Harmonic Distortion (THDi): NR
Frequency (hertz): 60
Stabilization Time: NR
Operation Time: NR
Ambient Temperature (°C): NR
Test Distance: 25 FT



REPORT NUMBER: P173487
 CATALOG NUMBER: ENT-EXX-LED-E1-BL3-8030-CWB

Iso-Footcandle Lines of Horizontal Illumination

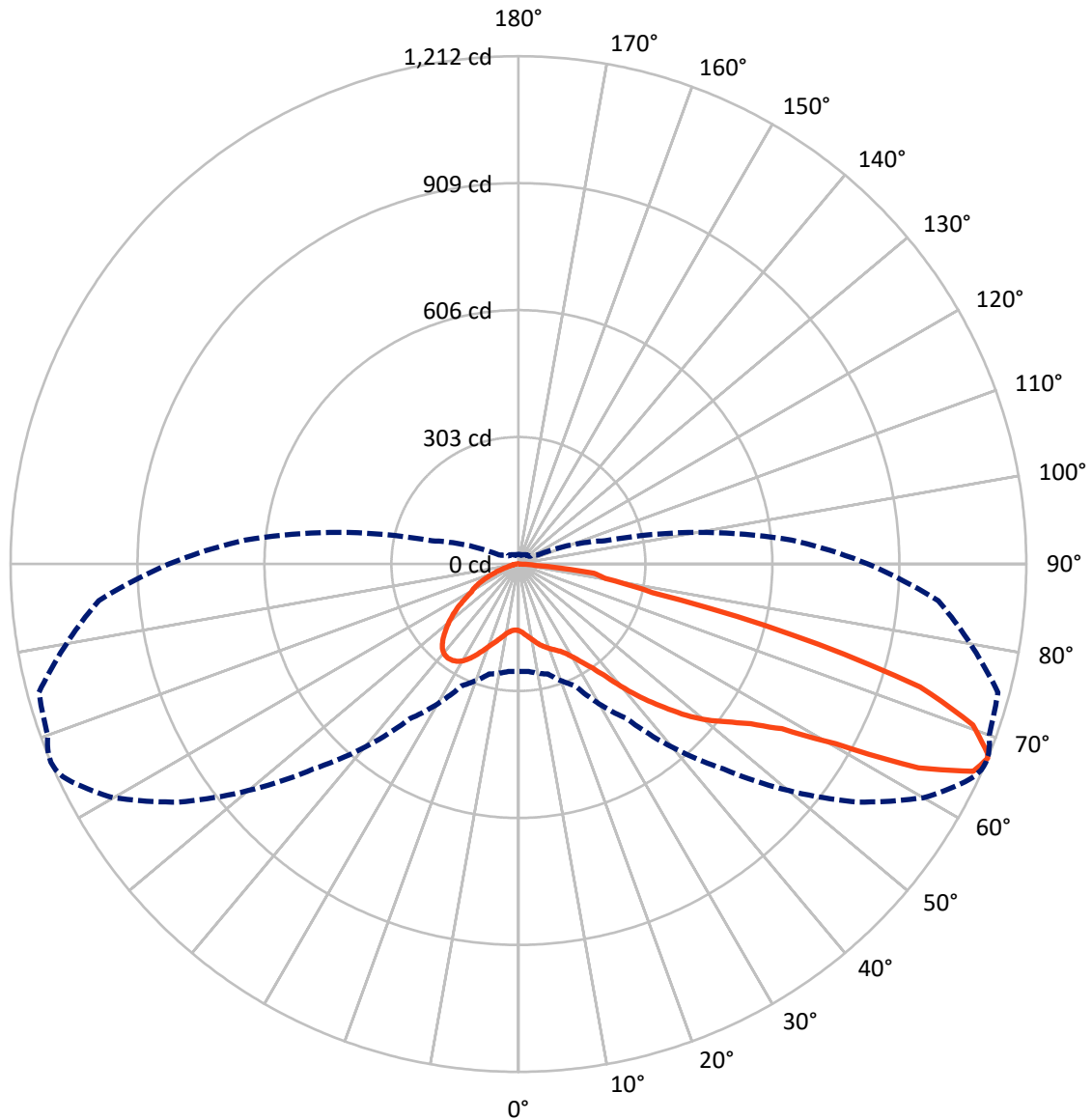
× Max cd
 - - - 1/2 Max cd



Based on 10 foot mounting height. Maximum calculated value = 2 fc
 Type III - Short - Semi-Cutoff

REPORT NUMBER: P173487
CATALOG NUMBER: ENT-EXX-LED-E1-BL3-8030-CWB

Luminous Intensity Polar Plot



— Vertical Plane Through 67-Deg Lateral - - - Horizontal Cone Through 67-Deg Vertical

REPORT NUMBER: P173487

CATALOG NUMBER: ENT-EXX-LED-E1-BL3-8030-CWB

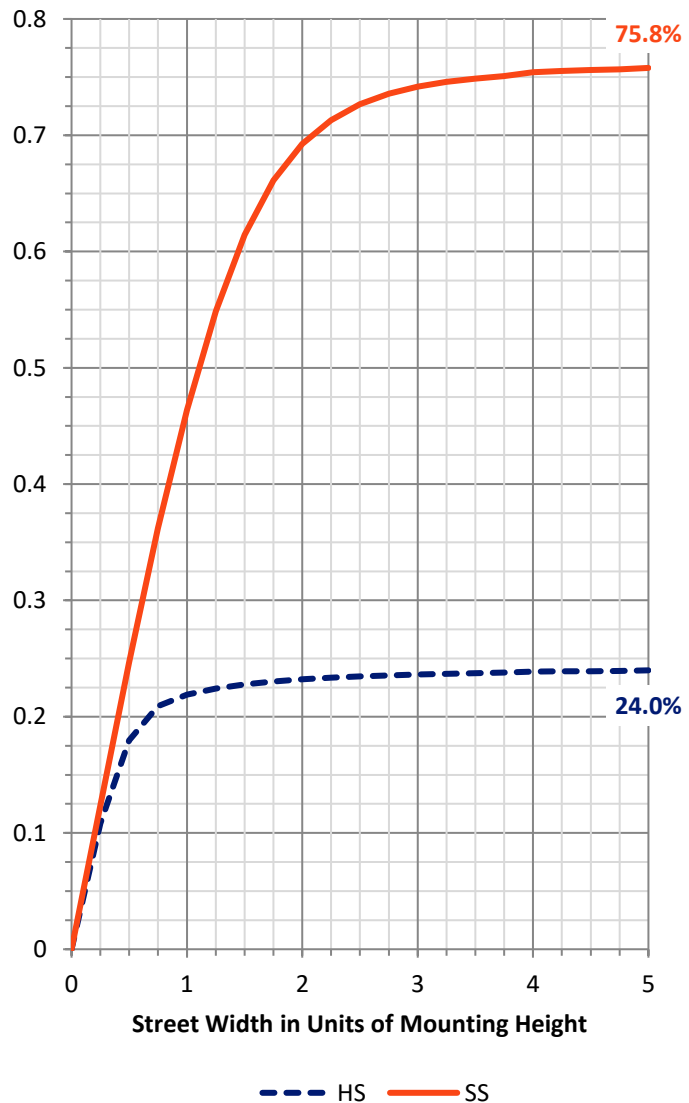
FLUX DISTRIBUTION:

		Downward	Upward	Total
House Side	Lumens	358.6	0.0	358.6
	% Fixture	24.3	0.0	24.3
Street Side	Lumens	1118.3	0.0	1118.3
	% Fixture	75.7	0.0	75.7
Total	Lumens	1476.9	0.0	1476.9
	% Fixture	100.0	0.0	100.0

Coefficient of Utilization

ZONAL LUMENS:

Zone	Lumens	% Fixture
0°-10°	16.0	1.1
10°-20°	55.4	3.8
20°-30°	100.5	6.8
30°-40°	146.9	9.9
40°-50°	222.6	15.1
50°-60°	319.2	21.6
60°-70°	407.9	27.6
70°-80°	190.4	12.9
80°-90°	17.8	1.2
90°-100°	0.0	0.0
100°-110°	0.0	0.0
110°-120°	0.0	0.0
120°-130°	0.0	0.0
130°-140°	0.0	0.0
140°-150°	0.0	0.0
150°-160°	0.0	0.0
160°-170°	0.0	0.0
170°-180°	0.0	0.0
0°-90°	1476.9	100.0
0°-180°	1476.9	100.0



REPORT NUMBER: P173487

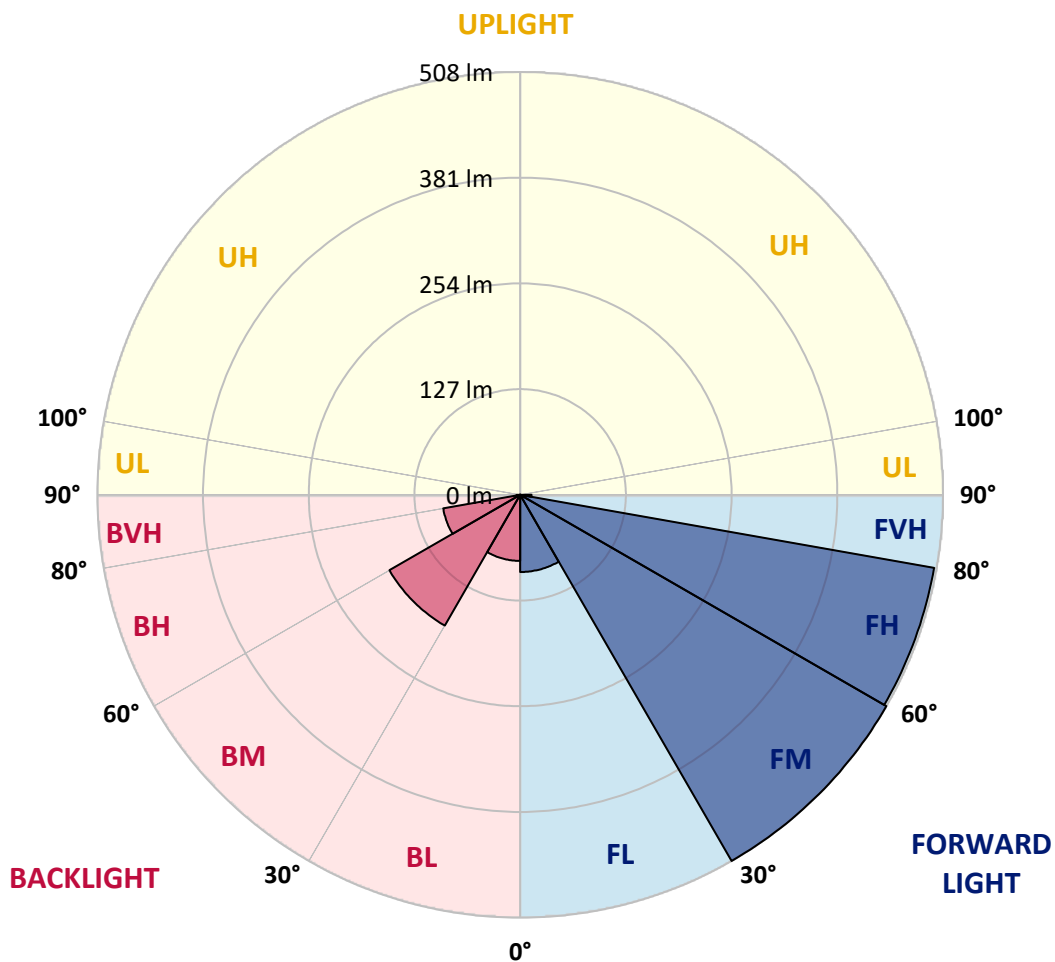
CATALOG NUMBER: ENT-EXX-LED-E1-BL3-8030-CWB

LUMINAIRE CLASSIFICATION SYSTEM LUMEN TABLE AND BUG RATING:

Zone		Lumens	% Fixture	Zone Rating/Lumen Limit		
				B	U	G
FL	(0°-30°)	92.6	6.3			
FM	(30°-60°)	507.6	34.4			
FH	(60°-80°)	504.6	34.2			G0/660
FVH	(80°-90°)	13.5	0.9			G1/100
BL	(0°-30°)	79.3	5.4	B0/110		
BM	(30°-60°)	181.1	12.3	B0/220		
BH	(60°-80°)	93.8	6.4	B0/110		G0/110
BVH	(80°-90°)	4.3	0.3			G0/10
UL	(90°-100°)	0.0	0.0		U0/0	
UH	(100°-180°)	0.0	0.0		U0/0	

BUG Rating: B0-U0-G1

Type III Short





REPORT NUMBER: P173487

CATALOG NUMBER: ENT-EXX-LED-E1-BL3-8030-CWB

CANDELA DISTRIBUTION (FULL):

	0°	5°	15°	25°	35°	45°	55°	60°	61°	62°	64°
0°	159.0	159.0	159.0	159.0	159.0	159.0	159.0	159.0	159.0	159.0	159.0
2.5°	165.3	165.3	165.6	165.6	165.3	165.3	163.7	163.7	163.7	163.4	163.4
5°	174.3	174.6	174.6	174.3	173.8	172.7	170.5	170.5	170.5	170.2	169.7
7.5°	184.7	184.4	184.7	183.9	182.8	181.4	178.4	178.2	177.6	177.6	177.1
10°	196.2	195.4	196.2	195.1	192.9	190.5	186.9	185.8	185.8	185.8	184.7
12.5°	208.0	207.7	208.2	206.3	202.5	199.8	196.2	194.8	194.5	194.5	194.0
15°	220.8	220.5	218.9	215.9	211.0	208.5	204.4	202.7	202.5	202.5	201.7
17.5°	234.2	234.2	230.1	223.8	217.0	213.4	210.4	209.3	209.1	209.1	208.8
20°	245.6	245.6	240.2	229.8	220.0	216.1	215.0	215.0	215.0	215.0	215.3
22.5°	254.1	253.3	245.9	233.1	221.1	217.8	220.5	220.8	220.8	221.3	221.6
25°	257.9	257.7	248.9	233.6	220.8	220.3	226.2	227.1	227.6	228.2	229.0
27.5°	258.2	258.2	249.5	233.4	220.5	224.6	233.4	235.8	236.4	237.4	238.8
30°	255.5	255.8	248.4	233.1	222.4	232.8	244.6	249.2	250.3	252.0	254.1
32.5°	252.2	252.8	248.4	235.8	230.9	247.0	262.6	269.1	270.2	272.4	274.6
35°	252.8	253.6	254.4	246.7	249.8	271.3	293.7	297.6	297.3	300.8	301.9
37.5°	256.3	258.2	264.2	265.6	277.1	307.1	330.6	338.8	338.8	342.1	341.0
40°	256.9	259.9	274.9	290.7	313.4	350.3	382.6	392.1	392.1	393.5	393.0
42.5°	269.7	272.4	294.0	322.2	354.4	397.9	433.4	441.8	443.7	442.4	443.5
45°	292.9	294.9	321.3	356.9	394.0	443.5	483.1	491.3	493.2	491.9	490.2
47.5°	322.4	325.2	353.3	395.4	433.6	485.6	533.9	543.5	545.4	543.2	544.1
50°	347.0	352.2	382.3	432.0	471.9	521.6	573.3	586.4	588.0	588.0	588.6
52.5°	369.4	374.1	403.1	458.5	502.8	554.2	602.5	619.5	621.4	622.8	623.8
55°	378.7	383.4	412.3	470.0	521.6	584.5	636.4	659.1	660.2	663.7	668.4
57.5°	379.0	382.8	411.2	469.7	531.5	611.8	682.6	717.8	722.2	726.8	734.8
60°	353.3	358.0	386.4	456.1	539.7	642.4	752.6	817.3	823.6	837.0	854.5
62.5°	314.5	317.8	342.4	411.0	539.7	684.8	865.1	972.2	993.3	1015.1	1047.4
65°	278.4	280.9	296.5	355.8	501.4	719.2	982.9	1106.1	1128.8	1145.2	1172.5
67°	256.0	257.1	271.9	320.3	450.1	691.6	990.8	1115.4	1134.8	1151.8	1186.2
67.5°	248.4	249.2	263.2	311.2	434.2	674.9	978.8	1107.8	1128.8	1146.0	1181.0
70°	191.0	188.6	200.6	244.8	350.9	538.6	859.4	1008.0	1032.1	1055.0	1097.4
72.5°	113.9	110.4	118.0	142.1	227.3	378.4	651.7	827.1	857.7	886.4	941.9
75°	68.6	68.9	74.6	91.3	124.1	238.0	421.1	538.3	567.0	594.0	637.8
77.5°	34.2	33.9	39.1	53.0	90.5	147.8	244.6	310.4	320.0	332.8	327.6
80°	10.9	10.7	11.5	14.5	32.5	99.2	153.9	194.8	199.2	201.7	204.7
82.5°	1.7	1.9	2.2	3.6	6.0	23.8	95.6	135.5	141.5	148.6	162.3
85°	0.0	0.0	0.3	0.3	0.8	1.9	9.0	23.2	24.3	29.5	34.7
87.5°	0.0	0.0	0.0	0.3	0.6	0.8	1.4	1.4	1.4	1.4	1.4
90°	0.0	0.0	0.0	0.0	0.0	0.0	0.0	0.0	0.0	0.0	0.0



REPORT NUMBER: P173487

CATALOG NUMBER: ENT-EXX-LED-E1-BL3-8030-CWB

CANDELA DISTRIBUTION (continued):

	65°	66°	67°	68°	69°	70°	75°	85°	90°	95°	105°
0°	159.0	159.0	159.0	159.0	159.0	159.0	159.0	159.0	159.0	159.0	159.0
2.5°	163.1	163.1	162.9	162.6	162.6	162.6	162.0	161.8	160.1	159.6	158.5
5°	169.7	169.7	169.1	168.9	168.6	168.6	167.8	166.1	164.0	162.6	160.4
7.5°	176.8	176.5	176.0	176.0	174.9	174.9	173.8	170.8	168.6	166.7	164.0
10°	185.0	184.7	183.9	183.6	183.1	182.5	181.4	177.9	175.7	173.2	170.0
12.5°	194.0	193.4	192.9	192.6	192.1	191.5	190.5	187.2	185.0	182.5	178.7
15°	201.9	201.7	201.1	200.8	200.8	200.3	199.5	196.5	194.3	191.5	188.6
17.5°	209.1	208.8	208.5	208.5	208.2	208.2	208.0	205.2	203.8	201.7	198.7
20°	215.0	215.3	215.3	215.3	215.6	215.9	216.4	215.0	213.7	211.8	210.1
22.5°	221.6	221.9	222.7	222.7	223.2	223.5	225.4	225.1	224.6	223.2	221.9
25°	229.5	230.1	230.6	231.5	231.7	232.5	235.8	237.2	236.1	235.3	236.6
27.5°	239.9	241.0	241.6	242.7	243.2	244.3	249.2	252.2	251.4	251.7	254.7
30°	255.5	256.6	258.2	258.8	260.7	261.2	267.0	271.6	271.6	271.1	276.5
32.5°	276.3	277.1	279.0	280.3	281.4	282.5	288.0	292.9	293.5	295.1	297.3
35°	303.6	304.1	305.2	307.4	307.1	307.7	310.7	315.6	318.3	322.2	315.6
37.5°	339.7	341.6	341.0	341.3	339.1	340.5	341.6	346.7	352.5	356.3	330.9
40°	391.0	392.4	391.0	389.1	387.5	386.6	385.0	390.7	395.7	393.0	342.9
42.5°	441.0	441.6	440.5	437.2	435.8	433.1	428.7	435.8	438.6	425.7	349.2
45°	490.5	489.7	487.7	487.2	484.5	481.8	479.3	483.9	482.8	457.7	352.0
47.5°	542.4	541.6	540.2	538.0	535.0	534.5	532.3	531.7	523.8	485.0	350.6
50°	587.8	588.3	585.3	586.4	585.0	582.3	580.4	581.5	562.6	509.1	347.9
52.5°	626.8	626.8	625.5	626.8	626.3	624.9	626.6	644.3	605.2	542.9	343.7
55°	672.2	673.8	672.7	674.1	674.9	677.9	684.8	726.3	668.9	584.5	334.4
57.5°	738.6	742.7	741.6	747.1	752.0	759.9	784.8	828.5	747.9	630.1	316.2
60°	857.7	871.1	870.6	880.1	890.0	899.0	942.4	950.9	837.2	689.7	302.5
62.5°	1056.1	1067.1	1071.7	1082.1	1088.4	1090.0	1125.0	1062.9	917.0	743.8	294.9
65°	1184.5	1188.9	1193.0	1191.6	1187.8	1181.5	1183.7	1052.6	890.5	709.1	253.0
67°	1199.9	1208.9	1212.1	1210.0	1204.2	1195.5	1184.8	1005.6	834.2	655.0	213.9
67.5°	1195.5	1204.8	1207.8	1205.9	1200.9	1194.4	1181.8	987.8	815.1	637.5	203.8
70°	1125.3	1138.6	1150.9	1155.0	1155.3	1154.2	1141.7	862.4	693.8	535.3	154.7
72.5°	959.4	976.6	1002.3	994.1	1007.2	998.7	970.1	589.4	475.4	382.6	108.5
75°	647.3	655.0	675.8	652.0	654.2	639.1	527.6	342.4	294.9	248.9	65.3
77.5°	325.7	330.6	327.4	313.1	307.7	295.4	228.4	74.3	74.3	88.5	34.2
80°	206.6	208.5	210.7	213.9	218.1	218.6	158.5	21.9	19.7	20.5	18.6
82.5°	169.4	174.6	181.4	182.8	184.4	185.8	109.3	12.0	9.8	10.9	13.1
85°	39.3	42.6	40.7	36.1	38.5	29.8	15.3	4.9	4.4	5.5	9.0
87.5°	1.4	1.4	1.4	1.4	1.4	1.4	1.4	1.4	1.1	1.9	4.6
90°	0.0	0.0	0.0	0.0	0.0	0.0	0.0	0.0	0.0	0.0	0.0



REPORT NUMBER: P173487

CATALOG NUMBER: ENT-EXX-LED-E1-BL3-8030-CWB

CANDELA DISTRIBUTION (continued):

	115°	125°	135°	145°	155°	165°	175°	180°
0°	159.0	159.0	159.0	159.0	159.0	159.0	159.0	159.0
2.5°	157.4	156.6	155.5	155.2	154.9	154.4	154.1	153.9
5°	158.2	156.6	154.9	153.9	153.3	152.8	152.2	152.2
7.5°	161.5	159.6	157.1	156.0	154.9	154.1	153.6	153.6
10°	167.0	164.8	161.8	160.4	159.0	158.2	157.7	157.1
12.5°	175.2	172.4	168.9	166.7	165.3	165.1	164.5	164.2
15°	185.3	182.2	178.4	176.3	174.1	173.5	173.0	172.7
17.5°	195.4	192.9	189.9	186.1	181.7	178.2	176.5	176.3
20°	206.9	205.8	201.1	192.6	183.1	175.7	172.7	172.7
22.5°	221.3	218.3	207.1	192.1	177.9	167.5	163.4	163.4
25°	237.2	227.1	206.3	186.1	168.6	155.8	150.3	150.3
27.5°	251.1	229.5	201.4	176.0	154.7	140.7	134.4	134.2
30°	262.1	228.2	192.6	161.8	138.3	122.4	115.3	115.3
32.5°	268.1	223.5	180.6	145.1	118.3	100.3	91.5	91.8
35°	269.7	215.6	164.8	123.0	94.3	76.5	68.6	68.6
37.5°	268.1	203.0	145.1	98.7	70.5	57.9	51.9	51.4
40°	262.6	184.2	118.9	72.1	52.4	45.1	42.6	42.1
42.5°	251.7	161.5	89.4	51.6	42.1	39.1	38.5	38.3
45°	234.4	130.9	62.0	40.4	37.7	36.9	36.9	36.6
47.5°	212.9	100.0	44.3	35.8	35.5	35.5	35.5	35.5
50°	188.8	70.8	36.1	33.9	33.6	34.2	34.4	34.4
52.5°	164.0	49.5	33.1	32.5	32.0	32.8	33.1	33.1
55°	136.9	38.8	31.7	31.1	30.3	30.6	31.1	31.1
57.5°	109.0	34.4	31.1	30.3	28.7	28.7	29.2	29.2
60°	86.6	33.1	30.9	29.0	26.8	26.8	27.3	27.6
62.5°	72.4	32.8	30.9	27.6	26.0	25.1	25.7	25.7
65°	60.4	32.8	30.0	27.6	24.6	23.5	24.1	24.1
67°	50.5	32.2	29.5	27.6	24.1	22.7	22.7	22.7
67.5°	47.8	32.0	29.8	27.6	23.8	22.4	22.1	22.1
70°	35.8	29.0	29.8	27.9	23.2	20.5	19.9	19.9
72.5°	27.9	26.5	29.0	28.7	22.7	18.8	17.8	17.5
75°	22.7	24.1	29.2	27.9	21.3	17.2	15.6	15.3
77.5°	19.4	20.5	24.6	22.4	17.8	15.3	13.7	13.4
80°	15.3	17.5	17.5	15.3	13.1	12.3	11.5	11.5
82.5°	12.3	13.4	11.5	10.4	9.8	9.6	9.0	9.0
85°	10.1	10.9	8.5	7.6	7.4	7.1	6.6	6.6
87.5°	7.9	6.8	4.4	4.1	4.1	3.8	3.8	4.1
90°	0.0	0.0	0.0	0.0	0.0	0.0	0.0	0.0

(END OF REPORT)